



MOTORSPORT | MARINE | AVIATION | DEFENCE & SECURITY | SUBSEA | INDUSTRIAL | INFLATABLES | SPECIAL PROJECTS

## 2015 ATL PRODUCT GUIDE

ATL manufacture a wide range of fuel cells for race and rally teams Worldwide including Mitsubishi, Subaru, Porsche, Ferrari, Caterham, Ford and BMW as well as the entire F1 grid for 20 years. ATL can also manufacture one off bespoke fuel cells to comply to all FIA Standards.



### 1 SAVER CELLS\*\*

Manufactured from unique ATL565 material, supplied fully foam baffled with 1 x 6" x 10" top plate, 2 x -6 fuel pickups, 1 x -6 rollover vent valve, Ø 2 1/4" non-return filler neck with integral valve.

Note: SA-AA-030 is fitted with 4" x 6" top plate, 1 x -6 fuel pick up and filter, 1 x -6 rollover vent and 1 x Ø 2 1/4" filler neck with safety valve and cap. **FIA/FT3-1999 approved\*\*.**

Capacity	Alloy Container External Dimensions:	Cell Saver Part No.	Alloy Container Part No.
20L	350 x 350 x 240mm	(SA-AA-030)	(SA-AA-031)
30L	534 x 326 x 240mm	(SA-AA-040)	(SA-AA-041)
40L	638 x 337 x 270mm	(SA-AA-050)	(SA-AA-051)
45L	531 x 464 x 250mm	(SA-AA-060)	(SA-AA-061)
60L	633 x 461 x 250mm	(SA-AA-070)	(SA-AA-071)
80L	673 x 673 x 225mm	(SA-AA-080)	(SA-AA-081)
80L	658 x 440 x 355mm	(SA-AA-090)	(SA-AA-091)
80L	881 x 459 x 250mm	(SA-AA-100)	(SA-AA-101)
100L	777 x 461 x 375mm	(SA-AA-110)	(SA-AA-111)
100L	661 x 443 x 445mm	(SA-AA-120)	(SA-AA-121)
120L	671 x 671 x 340mm	(SA-AA-130)	(SA-AA-131)
120L	671 x 496 x 445mm	(SA-AA-140)	(SA-AA-141)
120L	888 x 462 x 377mm	(SA-AA-150)	(SA-AA-151)
120L	646 x 441 x 560mm	(SA-AA-160)	(SA-AA-161)
170L	671 x 671 x 445mm	(SA-AA-170)	(SA-AA-171)

All fuel cells experience some swelling when subjected to fuels (approx. 2-4% linear), therefore allow 2 weeks of fluid contact for Racell and Saver Cell bladder dimensions to stabilise.

Mandatory for MSA Regulations, all Saver Cells have to be fitted with a Saver Spill Tray. For injected engines, please fit an Internal Collector or Catchtank System. Contact our technical sales team for more information. \*\*Please note all FIA approved fuel cells are subject to an FIA surcharge (Part No. AC-AB-300) of £21.73 not included in the price. Please state if FIA approval is needed at time of ordering.

## RACE, RALLY AND HISTORIC FUEL CELLS



### Rallye Raid Cells



### Mitsubishi Evo 10 Rally Grp N Cells



### Saver Cell System Assemblies



### INTERNAL COLLECTOR SYSTEMS

- 2 Internal collector system 3.0Litres - no pump mounts.# (CL-AA-023)
- 3 Internal collector system 3.0Litres - with 1 pump mount to suit Bosch pump.# (CL-AA-026)
- 4 Internal collector 3.0Litres with 1 pump mount to suit AC and Walbro pumps. Can also accept PRV housing.# (CL-AA-024)
- 5 Return-less System fitted with 1 x 5 bar (210Litres/hr) pump (PU-AB-050), Filter (FT-AC-003) and PRV Housing (PRV not included).# (CL-AA-029)
- Internal Collector 3.0Litres with 2 pump mounts to suit AC and Walbro Pumps. Can also accept PRV Housing.# (CL-AA-027)

#Pumps not included. \*Bosch pump version also available.

### 6 SAVER 'D' CELLS\*\*

Capacity	Dimensions (ØxH)	Part No.
30Litres	Ø 550 x 160mm	(SA-AA-180)
30Litres*	Ø 550 x 160mm	(SA-AA-182)
45Litres	Ø 550 x 205mm	(SA-AA-190)
45Litres*	Ø 550 x 205mm	(SA-AA-192)

D Cells also available in ATL lightweight rubberised fabric for weight savings. Fabric cells can comply to either FIA/FT3-1999 or FIA/FT3.5-1999\*\*.

\*Shown with optional internal collector and rear outlet/return plate.

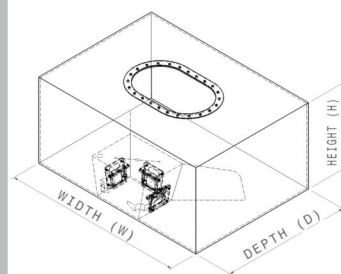


### 7 RACELL FUEL CELLS\*\*

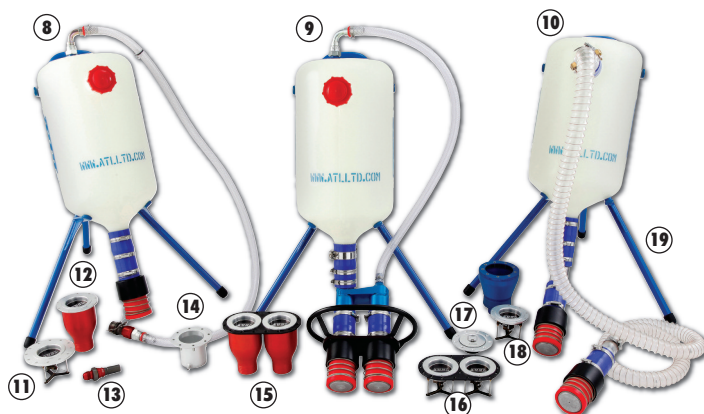
Capacity	Dimensions (LxWxH)	Part No.
10Litres	203 x 203 x 381mm	(SA-AA-010)
20Litres	254 x 254 x 457mm	(SA-AA-020)

### DESIGN YOUR OWN FUEL CELL

ATL are able to offer a custom design service. Call our sales team for a spec sheet or email a simple dimensioned sketch to sales@atltd.com for a quote.



## REFUELLING BOTTLES AND ACCESSORIES



A huge range of off the shelf refuelling systems and options are available from bottles and dry breaks to full professional control systems. Please call with your requirements.

### Single - 12 Vent

Options	Part No.
1.5" Straight	(RE-AA-009)
1.5" 135	(RE-AA-010)
2" Straight	(RE-AA-011)
2" 135	(RE-AA-012)

### Double Vent

Options	Part No.
1.5" Straight	(RE-AA-005)
1.5" 135	(RE-AA-006)
2" Straight	(RE-AA-007)
2" 135	(RE-AA-008)

### Remote Vent

Options	Part No.
1.5" Straight	(RE-AA-014)
2" Straight	(RE-AA-016)
2" 135	(RE-AA-017)

	Part No.
11 Female dry break valve single 2" 120.6mm 12 bolt PCD tank mount	(RE-AG-010)
12 Female dry break valve single 2" to suit 2.25" hose remote mount	(RE-AG-012)
13 Staubli quick disconnect fitting -12 male plug panel mount	(TF-AD-020)
14 Housing to suit above -12 Staubli vent carside 101.6mm 8 bolt PCD	(RE-AB-021)
15 Female dry break valve dual 2" to suit 2.25" hose remote mount	(RE-AG-021)
16 Female dry break valve dual 2" tank mount oval	(RE-AG-020)
17 ATL engraved flush cap 101.6mm 9 bolt PCD non locking	(FL-AB-018)
18 Female dry break valve single 2" 101.6mm 9 bolt PCD tank mount	(RE-AG-009)
19 ATL bottle stand to suit items 8, 9 or 10	(RE-AB-001)

ATL's dry break couplings can provide refuelling rates of up to 8 Litres per second.

VISIT **ATL LTD.COM** TO VIEW OUR COMPLETE PRODUCT RANGE

ATL Technology Centre, Denbigh Road, Bletchley, Milton Keynes, England, MK1 1DF | Tel: +44 (0) 1908-351700 | Fax: +44 (0) 1908-351750 | email: sales@atltd.com | www.atltd.com





MOTORSPORT | MARINE | AVIATION | DEFENCE & SECURITY | SUBSEA | INDUSTRIAL | INFLATABLES | SPECIAL PROJECTS

## FILTERS AND VENT VALVES

- |  | Part No     |
|--|-------------|
| 1 Filter sock fabric 74 micron Walbro offset T   | (FT-AB-003) |
| 2 Filter sock fabric 74 micron -06 hose tail     | (FT-AB-005) |
| 3 Filter sock fabric 74 micron AC offset T       | (FT-AB-001) |
| 4 Filter Post Pump Paper 25 micron -06 ends      | (FT-AC-018) |
| 5 Valve vent Ø8mm 50mbar blow off 5mbar vacuum   | (TF-AF-009) |
| 6 Valve vent Ø11mm float inline to suit -06 hose | (TF-AF-004) |
| 7 Valve vent FIA -06 rollover float 200mbar      | (TF-AF-019) |
| 8 Valve vent -06 50mbar blow off 5mbar vacuum    | (TF-AF-008) |
| 9 Valve vent assy. -06 rollover                  | (TF-AA-350) |
| 10 Valve vent assy. -12 rollover                 | (TF-AA-353) |
| 11 Valve vent assy. -06 JIC rollover float       | (TF-AA-475) |



## FUEL FILLER HOSE



Size/Capacity (Diameter)	Colour	Part No.
12 Ø1.50" (38mm) rig refuelling hose (smoothbore)	Clear	(RE-AJ-035)
13 Ø1.50" (38mm) rig refuelling hose (lightweight)	Clear	(RM-AB-001)
Ø2.00" (51mm) Lightweight/flexible	Black	(RM-AB-011)
Ø2.00" (50mm) smoothbore	Black	(RM-AB-012)
14 Ø2.00" (51mm) 45° elbow (each)	Black	(RE-AE-019)
15 Ø2.00" (51mm) 90° elbow (each)	Black	(RE-AE-020)
16 Ø2.25" (57mm) 45° elbow (each)	Clear	(RE-AE-008)
Ø2.25" (57mm) Refuelling hose, smoothbore, wire reinforced	Clear	(RM-AB-024)
Ø2.25" (57mm) Smoothbore	Black	(RM-AB-023)
Ø2.25" (57mm) 45° elbow (each)	Black	(RE-AE-007)
Ø2.25" (57mm) 90° elbow (each)	Black	(RE-AE-009)
Ø2.25" (57mm) lightweight/flexible	Black	(RM-AB-021)
Ø2.25" (57mm) smoothbore	Clear	(RM-AB-022)
Ø2.50" (63mm) Lightweight, flexible hose	Black	(RM-AB-031)
Ø3.50" (89mm) aluminium fire guard	Alloy	(RM-AB-041)

Hose is sold per 100mm. Minimum order quantity is 500mm.  
Items 12 and 13 sold in either 5m or 10m length only.



### 17 Baffle Foam

Internal safety foam reduces fuel slosh, aids fuel pickup and suppresses explosion. Custom sizes can be individually cut (note: cutting charge will apply). Price per cu.ft (28 Litres)  
Yellow (petrol) (FM-AB-001)  
Blue (for diesel, methanol and water) (FM-AB-002)



### FUEL LEVEL GAUGES

Level gauge systems only work with negative earth electrical systems. Sender operates at 240 Ohms empty to 33 Ohms full or 0-5v. Senders can be cut to length and calibrated (by customer) to suit depth of fuel cell. (Not less than 200mm)

- 18 Fuel sender probe 540mm. 240-33 Ohms. For use with gauge\*  
19 0-5V. For use with telemetry\*  
20 -6 Dipstick fitted with alloy cap (up to 300mm tank depth)  
21 Fuel level dashboard gauge. 240-33 Ohms

\* Only suitable for use with EU standard pump fuel.

(EL-AD-151)  
(EL-AD-152)  
(EL-AD-500)  
(EL-AD-068)

### 22 VOLUME DISPLACEMENT BALLS

0.18 Litres/0.04 gal (AC-AC-005)  
0.52 Litres/0.11 gal (AC-AC-006)  
1.77 Litres/0.39 gal (AC-AC-007)



### FLUSH FILLER CAPS AND FUNNELS

- 23 Ø 3" PCD, tank mount, non locking  
24 Ø 3" PCD tank mount locking  
25 Ø 3" PCD wing mounted non-locking, Ø 50/57mm neck  
26 Ø 3" PCD wing mount, locking, Ø 50/57mm neck  
27 Ø 4" PCD tank mount, non-locking  
28 Ø 4" PCD tank mount, locking  
Ø 4" PCD, tank mount, locking (9 bolt)  
29 Ø 4" PCD, Ø 2" funnel for item 25  
30 Ø 4" PCD, Ø 2 1/4" funnel for item 25  
31 Ø 2" straight filler neck, screw cap on Ø3" PCD plate  
32 Ø 4 3/4" PCD, tank mount, non-locking

(FL-AB-001)  
(FL-AB-002)  
(FL-AB-003)  
(FL-AB-004)  
(FL-AB-011)  
(FL-AB-012)  
(FL-AB-013)  
(FL-AC-503)  
(FL-AC-504)  
(FL-AA-004)  
(FL-AB-021)

## FUEL PUMPS

### FUEL PUMPS AND WIRING

- 29 Walbro 401 low pressure pump, 110 l/hr @ 1.5 bar, in-tank only (PU-AC-030)  
30 VDO low pressure pump, 126 l/hr @ 0.21 bar, in-tank only -06 ends (PU-AC-021)  
31 VDO low pressure pump, 126 l/hr @ 0.21 bar, in-tank only (PU-AC-020)  
32 Bosch high pressure pump, 165 l/hr @ 5 bar, M14/M12 ends (PU-AB-020)  
33 Bosch high pressure pump, 200 l/hr @ 5 bar, M18/M12 ends (PU-AB-030)  
34 Bosch high pressure pump, 200 l/hr @ 8 bar, M18/M12 ends (PU-AB-040)  
35 Protec high pressure pump, 200 l/hr @ 5 bar, in-tank only (PU-AB-051)  
36 Walbro 340 high pressure pump, 200 l/hr @ 5 bar, in-tank only (PU-AB-050)  
37 Walbro 392 high pressure pump, 140 l/hr @ 5 bar, M10/M10 ends (PU-AB-060)  
38 Single mount (carbon) to suit Bosch pump or filter (Ø60mm) (CL-AF-050)  
39 Double banjo union (M18), nuts and washers not included (PU-AD-003)  
40 Double banjo union (M12), nuts and washers not included (PU-AD-001)

### ELECTRICAL CONNECTORS

- 4 pin Military conn. (male tank side and female car side) and 1m loom (EL-AA-004)  
6 pin Military conn. (male and female) and 1m loom (EL-AA-005)  
2 pin clubman electrical connector set  
(bulkhead and quick-disconnect set, 14-16 gauge wire) (EL-AA-001)



VISIT **ATL LTD.COM** TO VIEW OUR COMPLETE PRODUCT RANGE